

# KINDERGARTEN COUNTDOWN

WEDNESDAY, MAY 20

6 days of lessons until our KINDERGARTEN CELEBRATION!

Dear Kindergarten Parents and Kindergarteners,

As we count down to the end of our kindergarten year together, we will continue to celebrate our last days of learning together with special theme day activities! We will have a different theme and special activities for each day. Please follow the schedule below for today's activities.

## iREADY MATH ASSESSMENT

- iREADY End-Of-Year Assessment.
- Please have your kindergarten student work on their iReady MATH assessment today.
- Please set a timer for 25 minutes of assessment time (they will not finish the assessment today).
- Have your student work in a quiet and distraction free location. Feel free to take any needed breaks during the 25 minute testing session if your son/daughter's engagement appears to be waning.
- Encourage your son/daughter to use any audio icons to have information read aloud to them. They can have sections reread multiple times, if needed.
- Students should have a pencil and paper in case they are completing problems that require scratch paper.
- Please do not help your son/daughter. There may be sections that are difficult. Assure them that you recognize that they are working on a difficult section and to just do their best!
- Remind your son/daughter that it is okay to guess!
- Please feel free to contact Mrs. Mulcahy (room 12 students) or Mrs. Faber (room 11 students) if you have any questions or concerns.

## FARM DAY ACTIVITIES

- Begin your Farm Day and complete the activities on the following pages.
- HAVE FUN and ENJOY completing the learning activities!
- Feel free to post any pictures to our CajKinder Facebook page.

~ Mrs. Faber & Mrs. Mulcahy

# FARM DAY!



# ACTIVITY

one



# CHICKEN DANCE:



GoNoodle

A cartoon illustration of a brown dog and an orange cat sitting together. The dog is on the left, looking forward with a large black nose. The cat is on the right, also looking forward with a black nose and whiskers. The background is a light blue sky above a green field with black diagonal lines.

ACTIVITY

two



# A DAY AT THE FARM!



Check out this city farm and answer the questions that follow.

# FARMS: Farm Food HUNT

Search your kitchen for 3 foods that originally came from a farm. Draw a picture of each and label your pictures. Submit photo.



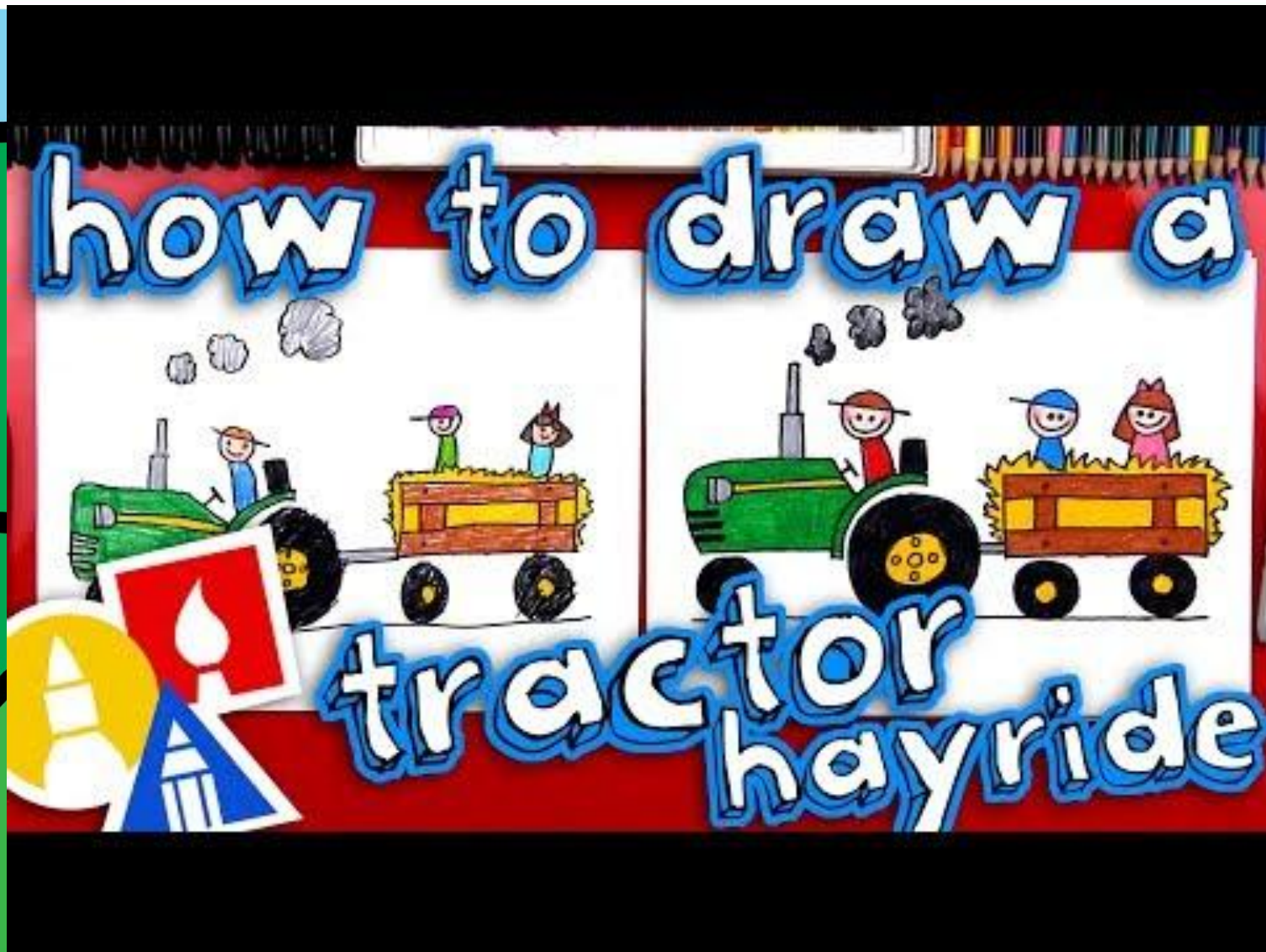
ACTIVITY

three





# TRACTOR HAYRIDE DRAWING.



Supplies: 1 piece of white drawing paper, pencil, crayons



ACTIVITY

four

# FARM DAY!


## SCIENCE


### MAGIC MILK EXPERIMENT

Watch molecules bond when you join Mrs. Mulcahy for the [MAGIC MILK SCIENCE EXPERIMENT](#).

After watching the video, you can try this experiment at home!  
You will need: milk, a bowl or plate, dish soap, food coloring, and q-tips.

If you want to make Magic Milk Marbled Paper you will also need paper cut to the size of your plate/bowl.





# ACTIVITY

five

# FARM WORKOUT



Make sure you are wearing comfortable clothes that are easy to move around in. This is a 9 minute FARM themed workout. Have fun!